



























THE HIEROGLYPHIC ALPHABET

HIEROGLYPH	EXPLANATION	PRONOUNCED	LETTER
	vulture	ah (as in father)	A
	arm / hand	long a (as in car)	A
	foot	b (as in boat)	B
	animal's belly	ch (as in ich)	C
	hand	d (as in dog)	D
	horned viper	f (as in float)	F
	jar stand	g (as in goat)	G
	reed shelter	h (as in hat)	H

THE HIEROGLYPHIC ALPHABET

HIEROGLYPH	EXPLANATION	PRONOUNCED	LETTER
	reed	i (as in pill)	I or E
	snake	dj (as in adjunct)	J
	basket	k (as in basket)	K
	owl	m (as in man)	M
	water (waves)	n (as in none)	N
	quail chick	oo (as in moo)	OO or U or W
	mat	p (as in pet)	P
	hill (slope)	k (as in kit)	Q or K

THE HIEROGLYPHIC ALPHABET

HIEROGLYPH	EXPLANATION	PRONOUNCED	LETTER
	mouth	r (as in run)	R
	doorbolt	s (as in sand)	S or Z
	folded cloth	s (as in sand)	S
	pool	sh (as in shoot)	SH
	loaf of bread	t (as in tarp)	T
	tethering rope	tj (as in church)	TJ
	reeds	y (as in canopy)	Y
OTHER LETTERS	 kh	 w	 h

UNDERSTANDING HIEROGLYPHS

Hieroglyphs are visual representations of real or imaginary elements. This particular set has been simplified for ease of use. It corresponds closely to the more complicated hieroglyphs, but makes those glyphs easier for beginners to draw.

Hieroglyphs can function in a variety of ways.

1. As a phonogram - the sign is read as it sounds
2. As a logogram - the sign is what it represents
3. As a determinative - placed at the end of a word, offers clarification

Wikipedia has plenty of examples to satisfy your curiosity.

http://en.wikipedia.org/wiki/Egyptian_hieroglyphs

RECOMMENDED READING

The best way to learn how to read and write hieroglyphs is by immersion. Here are some resources that will help you along the way.

“How to Read Egyptian Hieroglyphs” by Mark Collier and Bill Manley
(ISBN 0520239490)

“Egyptian Hieroglyphic Grammar” by Gunther Roeder
(ISBN 0486425096)